

Enrollment by State/Territory*Fall Semester 2023*

STATE	UG ¹	GR ¹	VM ¹	Total	STATE	UG ¹	GR ¹	VM ¹	Total	TERRITORY	UG ¹	GR ¹	VM ¹	Total
Alabama	4	7	1	12	Montana	7	9	2	18	American Samoa	0	1	0	1
Alaska	5	1	0	6	Nebraska	361	43	109	513	Dist. of Columbia	5	5	0	10
Arizona	27	13	4	44	Nevada	15	7	1	23	Guam	0	1	0	1
Arkansas	11	5	1	17	New Hampshire	5	3	1	9	Mariana Islands	0	0	0	0
California	206	77	24	307	New Jersey	35	13	4	52	Puerto Rico	130	13	5	148
Colorado	118	39	7	164	New Mexico	5	6	0	11	Virgin Islands	2	0	0	2
Connecticut	14	4	2	20	New York	57	30	10	97	N/A	0	0	0	0
Delaware	7	1	2	10	North Carolina	29	12	6	47	U.S. Citizen in a				
Florida	63	27	12	102	North Dakota	19	4	11	34	Foreign Country	138	9	1	148
Georgia	33	21	2	56	Ohio	66	33	16	115	Residency Not				
Hawaii	8	2	1	11	Oklahoma	22	14	0	36	Established	10	39	1	50
Idaho	9	8	3	20	Oregon	14	8	0	22	International				
Illinois	3,697	168	21	3,886	Pennsylvania	30	25	14	69	(non-U.S.)	875	1,835	8	2,718
Indiana	74	29	4	107	Rhode Island	5	0	0	5					
Iowa	14,858	1,205	234	16,297	South Carolina	14	6	0	20					
Kansas	203	32	4	239	South Dakota	99	17	7	123					
Kentucky	10	8	2	20	Tennessee	22	5	5	32					
Louisiana	7	4	1	12	Texas	237	49	11	297					
Maine	3	4	0	7	Utah	3	12	3	18					
Maryland	35	12	7	54	Vermont	4	0	0	4					
Massachusetts	33	9	6	48	Virginia	52	22	7	81					
Michigan	66	26	21	113	Washington	33	14	7	54					
Minnesota	2,571	127	16	2,714	West Virginia	4	1	0	5					
Mississippi	1	5	0	6	Wisconsin	634	78	16	728					
Missouri	336	59	13	408	Wyoming	1	3	2	6					

Total Number: 25,332 4,210 635 30,177

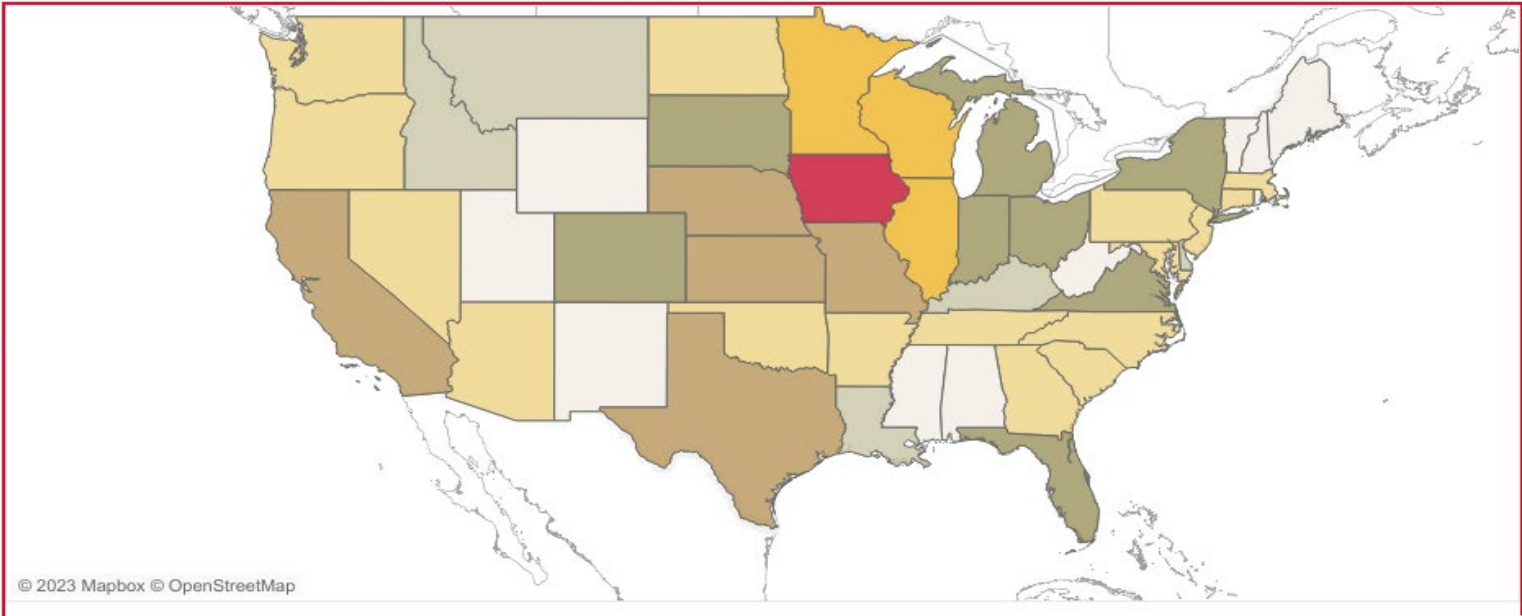
¹ Undergraduate, Graduate, Vet Med (DVM)

Office of Institutional Research (Source: e-Data Warehouse)

Last Updated: 9/22/2023

Student Enrollment by State: Fall 2023
UGrad Students in All Colleges

Undergraduate Students
24,457



- 1 - 5
- 6 - 10
- 11 - 50
- 51 - 200
- 201 - 500
- 501 - 10,000
- 10,001 +



US Citizen from a Foreign Country

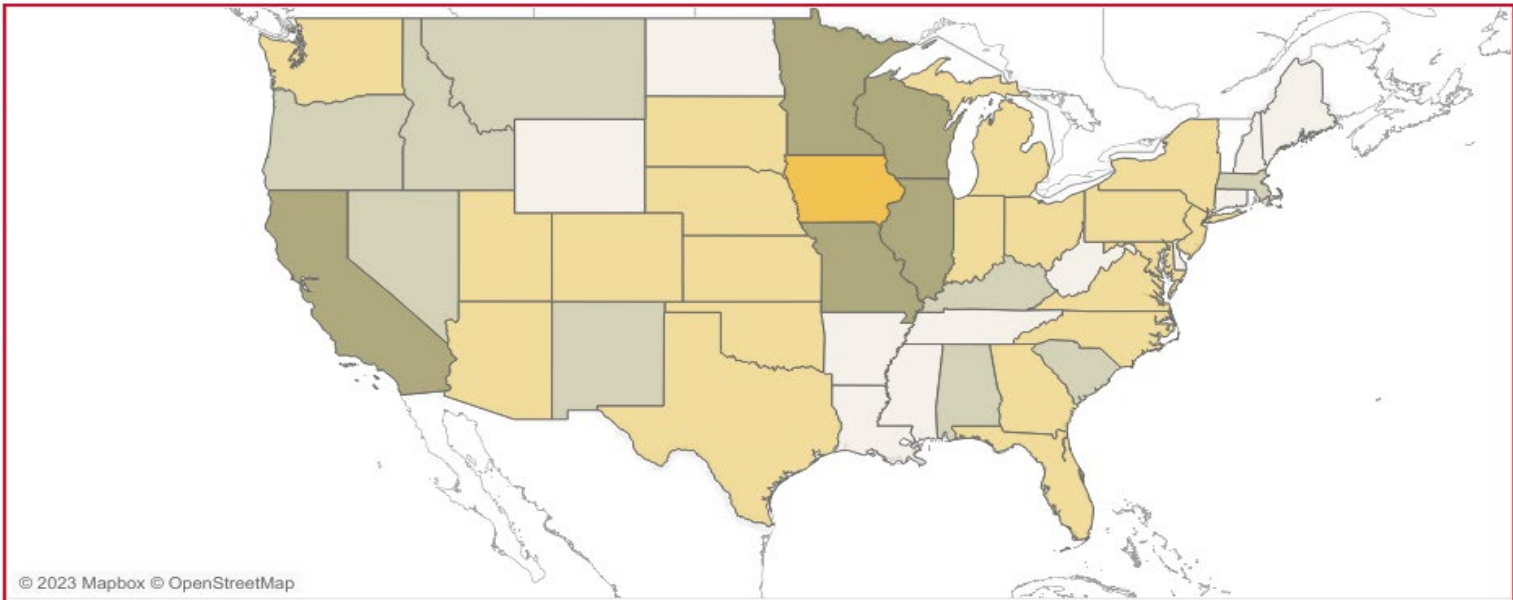


US Virgin Islands



Student Enrollment by State: Fall 2023
Grad Students in All Colleges

Graduate Students
2,375



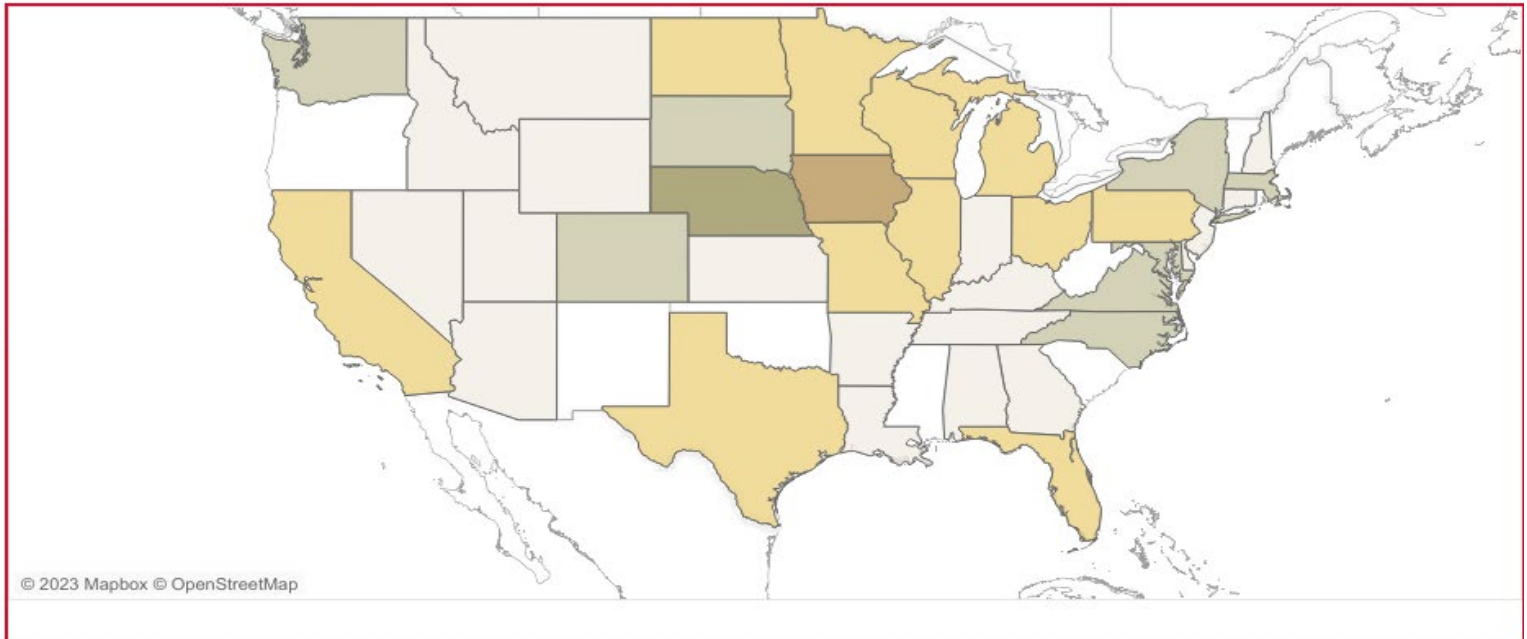
© 2023 Mapbox © OpenStreetMap

- 1 - 5
- 6 - 10
- 11 - 50
- 51 - 200
- 201 - 500
- 501 - 10,000
- 10,001 +



Student Enrollment by State: Fall 2023
Prof Students in The College of Veterinary Medicine

Vet Med (DVM) Students
627



- 1 - 5
- 6 - 10
- 11 - 50
- 51 - 200
- 201 - 500
- 501 - 10,000
- 10,001 +

