

Student Credit Hours (SCH) by College and Course Level^{1,2}*Fiscal Year*

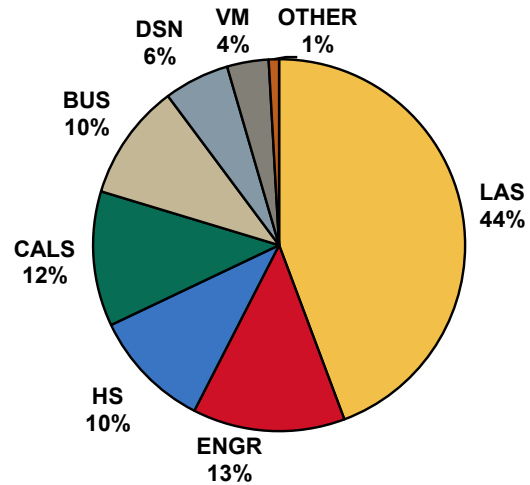
| COLLEGE ³ | 2018-2019 | 2019-2020 | 2020-2021 | 2021-2022 | 2022-2023 |
|--------------------------------------|------------------|------------------|------------------|------------------|------------------|
| Agriculture and Life Sciences | | | | | |
| Lower Undergraduate | 45,989 | 48,161 | 45,537 | 45,317 | 44,674 |
| Upper Undergraduate | 49,150 | 46,456 | 45,370 | 43,518 | 42,475 |
| Professional | 47 | 59 | 18 | 43 | 35 |
| Graduate | 11,428 | 10,994 | 10,236 | 10,181 | 9,366 |
| Total | 106,615 | 105,670 | 101,161 | 99,059 | 96,550 |
| Business | | | | | |
| Lower Undergraduate | 22,402 | 21,813 | 20,964 | 17,488 | 15,955 |
| Upper Undergraduate | 62,426 | 60,241 | 64,130 | 61,434 | 59,932 |
| Graduate | 5,237 | 5,770 | 7,595 | 7,050 | 7,518 |
| Total | 90,064 | 87,825 | 92,689 | 85,972 | 83,405 |
| Design | | | | | |
| Lower Undergraduate | 18,548 | 19,053 | 19,224 | 20,302 | 20,818 |
| Upper Undergraduate | 19,629 | 20,041 | 19,922 | 19,823 | 19,673 |
| Graduate | 7,217 | 6,711 | 6,307 | 5,986 | 6,299 |
| Total | 45,394 | 45,805 | 45,453 | 46,112 | 46,790 |
| Engineering | | | | | |
| Lower Undergraduate | 44,226 | 40,165 | 37,580 | 33,788 | 34,838 |
| Upper Undergraduate | 75,077 | 72,242 | 71,888 | 63,001 | 58,343 |
| Professional | 17 | 12 | 0 | 0 | 0 |
| Graduate | 20,235 | 17,047 | 16,701 | 15,359 | 15,744 |
| Total | 139,555 | 129,465 | 126,169 | 112,147 | 108,925 |
| Human Sciences | | | | | |
| Lower Undergraduate | 43,960 | 42,911 | 38,362 | 36,155 | 35,543 |
| Upper Undergraduate | 51,171 | 47,263 | 46,375 | 43,057 | 41,485 |
| Graduate | 11,639 | 10,870 | 10,258 | 9,370 | 8,635 |
| Total | 106,770 | 101,044 | 94,995 | 88,581 | 85,663 |
| Liberal Arts and Sciences | | | | | |
| Lower Undergraduate | 293,362 | 270,908 | 252,366 | 234,665 | 237,505 |
| Upper Undergraduate | 126,193 | 123,247 | 119,951 | 112,583 | 107,304 |
| Professional | 5 | 19 | 0 | 19 | 1 |
| Graduate | 21,083 | 20,639 | 20,258 | 20,835 | 19,696 |
| Total | 440,643 | 414,813 | 392,575 | 368,103 | 364,506 |
| Veterinary Medicine | | | | | |
| Lower Undergraduate | 0 | 0 | 0 | 0 | 0 |
| Upper Undergraduate | 455 | 699 | 844 | 1,032 | 793 |
| Professional | 26,813 | 26,526 | 27,403 | 28,986 | 28,457 |
| Graduate | 588 | 635 | 651 | 575 | 450 |
| Total | 27,855 | 27,859 | 28,898 | 30,593 | 29,700 |
| Other ⁴ | | | | | |
| Lower Undergraduate | 7,857 | 7,298 | 6,718 | 7,009 | 7,105 |
| Upper Undergraduate | 286 | 353 | 257 | 301 | 272 |
| Graduate | 0 | 2 | 0 | 0 | 0 |
| Total | 8,143 | 7,653 | 6,975 | 7,310 | 7,377 |
| University Total | | | | | |
| Lower Undergraduate | 476,343 | 450,308 | 420,750 | 394,725 | 396,438 |
| Upper Undergraduate | 384,386 | 370,542 | 368,738 | 344,749 | 330,278 |
| Professional | 26,881 | 26,616 | 27,422 | 29,048 | 28,492 |
| Graduate | 77,427 | 72,668 | 72,005 | 69,355 | 67,708 |
| Total | 965,038 | 920,134 | 888,915 | 837,877 | 822,916 |

¹ SCH are calculated by multiplying the course credit by the number of students enrolled in the course.² All SCH are assigned to departments and colleges using course splits designated by teaching departments.³ Colleges are organized for all years by the college structure existing on June 30, 2020.⁴ Includes Library and interdepartmental courses taught by faculty who are not funded in the colleges.

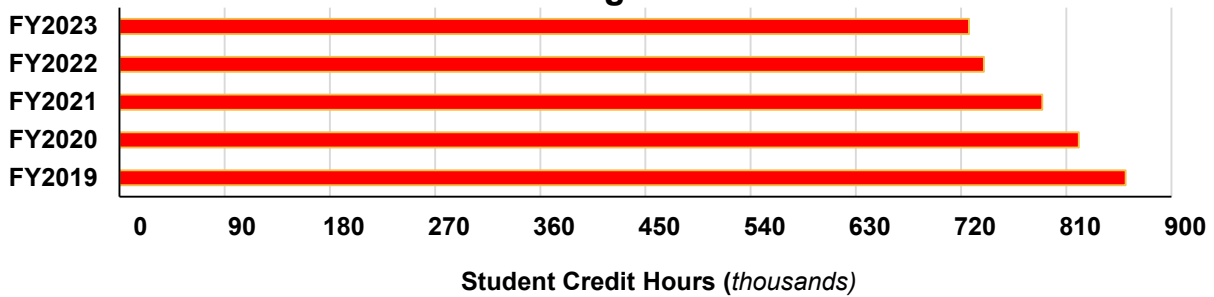
Student Credit Hours (SCH) by College and Course Level

Fiscal Year, continued

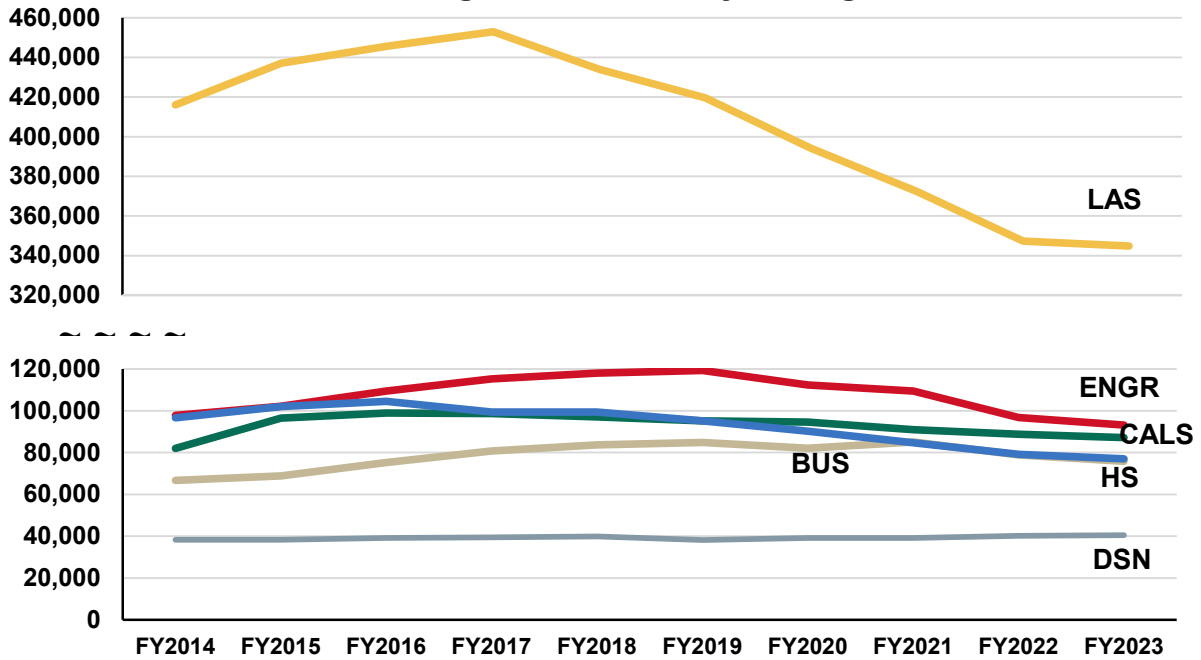
**Total SCH by College
Fiscal Year 2022-23**



Total Undergraduate SCH



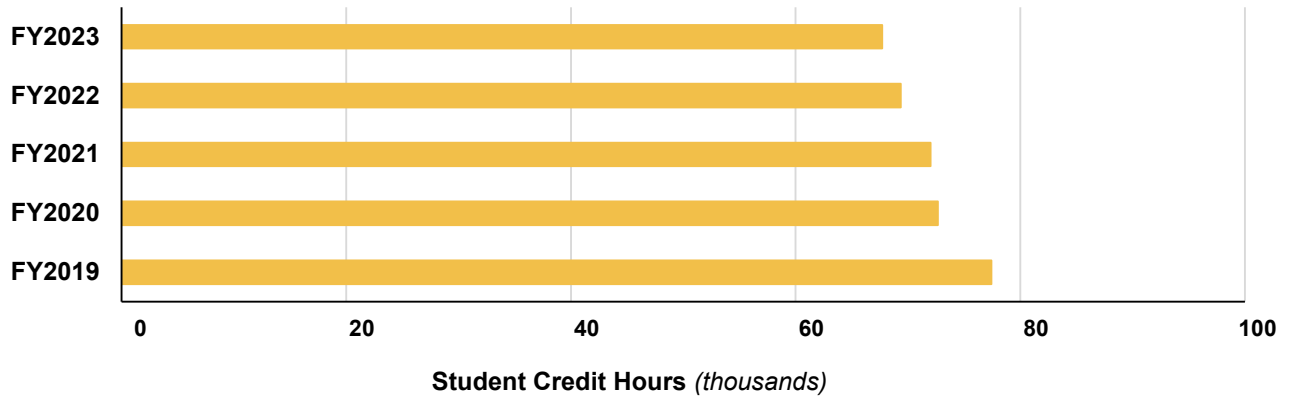
Undergraduate SCH by College



Student Credit Hours (SCH) by College and Course Level

Fiscal Year, continued

Total Graduate SCH



Graduate SCH by College

