

Student Credit Hours (SCH) by College and Course Level^{1,2}*Fiscal Year*

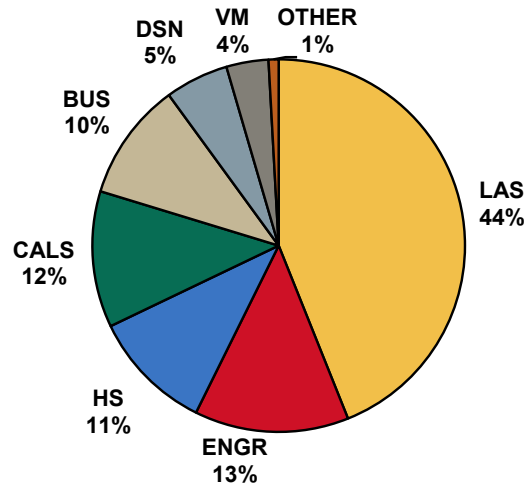
COLLEGE ³	2017-2018	2018-2019	2019-2020	2020-2021	2021-2022
Agriculture and Life Sciences					
Lower Undergraduate	47,526	45,989	48,161	45,537	45,317
Upper Undergraduate	49,566	49,150	46,456	45,370	43,518
Professional	77	47	59	18	43
Graduate	11,737	11,428	10,994	10,236	10,181
Total	108,905	106,615	105,670	101,161	99,059
Business					
Lower Undergraduate	24,224	22,402	21,813	20,964	17,488
Upper Undergraduate	59,442	62,426	60,241	64,130	61,434
Graduate	5,369	5,237	5,770	7,595	7,050
Total	89,034	90,064	87,825	92,689	85,972
Design					
Lower Undergraduate	19,554	18,548	19,053	19,224	20,302
Upper Undergraduate	20,295	19,629	20,041	19,922	19,823
Graduate	7,119	7,217	6,711	6,307	5,986
Total	46,969	45,394	45,805	45,453	46,112
Engineering					
Lower Undergraduate	44,501	44,226	40,165	37,580	33,788
Upper Undergraduate	73,603	75,077	72,242	71,888	63,001
Professional	19	17	12	0	0
Graduate	21,977	20,235	17,047	16,701	15,359
Total	140,100	139,555	129,465	126,169	112,147
Human Sciences					
Lower Undergraduate	46,864	43,960	42,911	38,362	36,155
Upper Undergraduate	52,523	51,171	47,263	46,375	43,057
Graduate	11,550	11,639	10,870	10,258	9,370
Total	110,937	106,770	101,044	94,995	88,581
Liberal Arts and Sciences					
Lower Undergraduate	303,622	293,362	270,908	252,366	234,665
Upper Undergraduate	130,374	126,193	123,247	119,951	112,583
Professional	24	5	19	0	19
Graduate	22,181	21,083	20,639	20,258	20,835
Total	456,202	440,643	414,813	392,575	368,103
Veterinary Medicine					
Lower Undergraduate	0	0	0	0	0
Upper Undergraduate	785	455	699	844	1,032
Professional	26,310	26,813	26,526	27,403	28,986
Graduate	653	588	635	651	575
Total	27,747	27,855	27,859	28,898	30,593
Other ⁴					
Lower Undergraduate	7,959	7,857	7,298	6,718	7,009
Upper Undergraduate	352	286	353	257	301
Graduate	0	0	2	0	0
Total	8,311	8,143	7,653	6,975	7,310
University Total					
Lower Undergraduate	494,249	476,343	450,308	420,750	394,725
Upper Undergraduate	386,940	384,386	370,542	368,738	344,749
Professional	26,430	26,881	26,616	27,422	29,048
Graduate	80,586	77,427	72,668	72,005	69,355
Total	988,205	965,038	920,134	888,915	837,877

¹ SCH are calculated by multiplying the course credit by the number of students enrolled in the course.² All SCH are assigned to departments and colleges using course splits designated by teaching departments.³ Colleges are organized for all years by the college structure existing on June 30, 2020.⁴ Includes Library and interdepartmental courses taught by faculty who are not funded in the colleges.

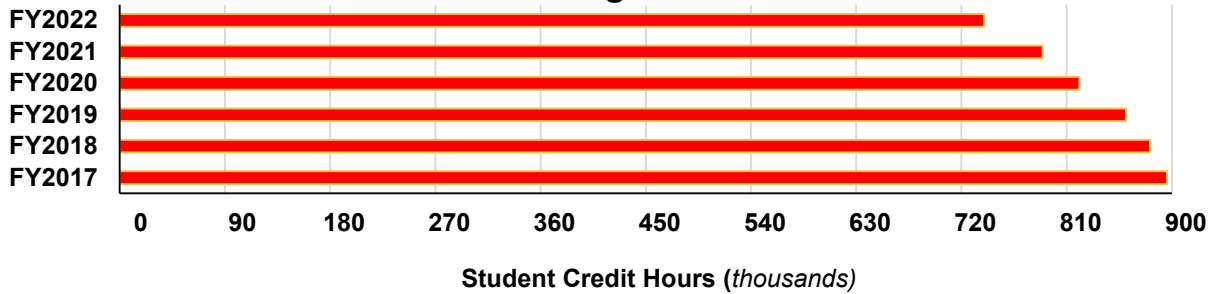
Student Credit Hours (SCH) by College and Course Level

Fiscal Year, continued

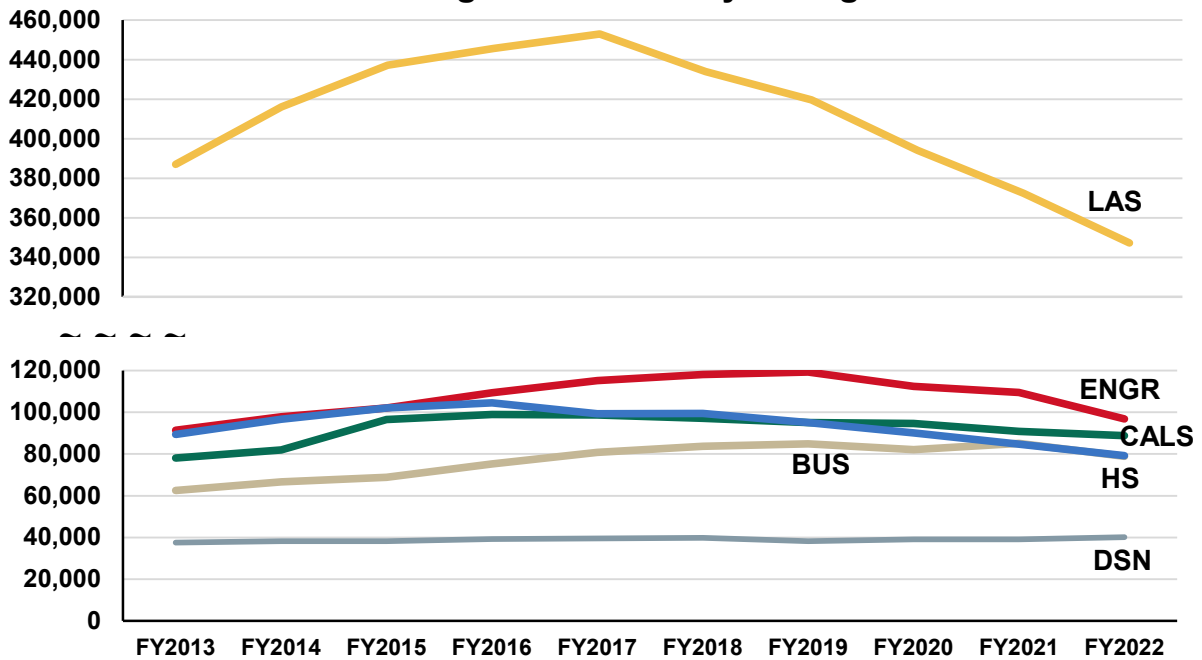
**Total SCH by College
Fiscal Year 2021-22**



Total Undergraduate SCH



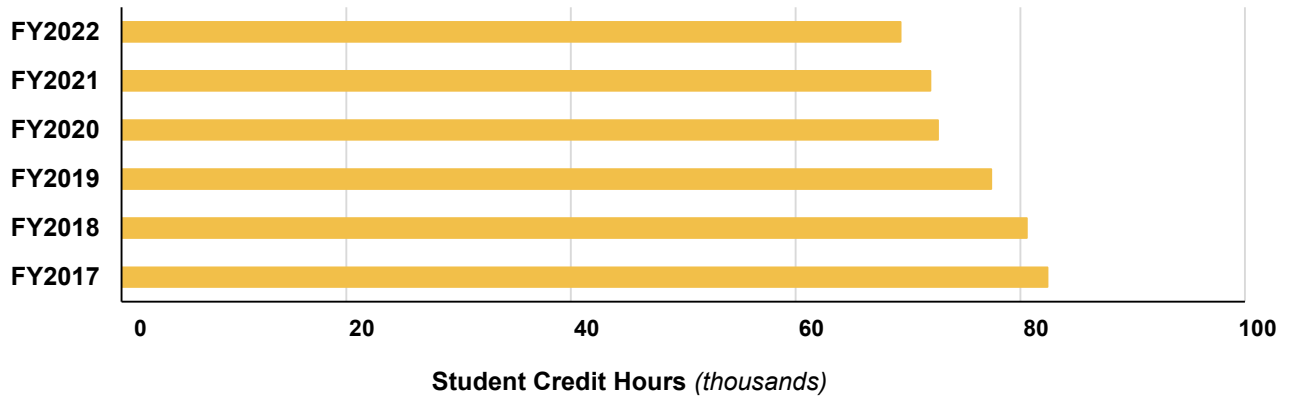
Undergraduate SCH by College



Student Credit Hours (SCH) by College and Course Level

Fiscal Year, continued

Total Graduate SCH



Graduate SCH by College

