

**Student Credit Hours (SCH) by College and Course Level**<sup>1,2</sup>*Fiscal Year*

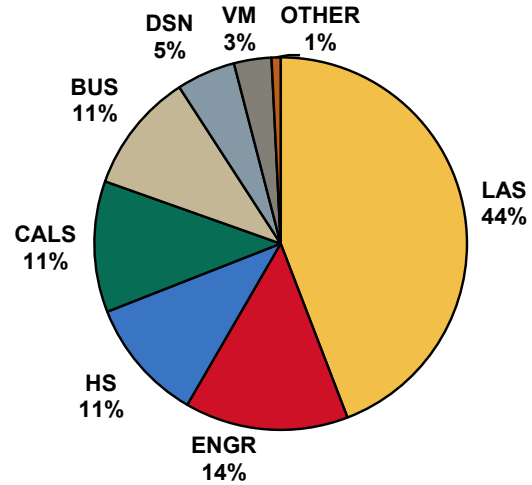
<b>COLLEGE</b> <sup>3</sup>	<b>2016-2017</b>	<b>2017-2018</b>	<b>2018-2019</b>	<b>2019-2020</b>	<b>2020-2021</b>
<b>Agriculture and Life Sciences</b>					
Lower Undergraduate	48,501	47,526	45,989	48,161	45,537
Upper Undergraduate	50,250	49,566	49,150	46,456	45,370
Professional	48	77	47	59	18
Graduate	12,162	11,737	11,428	10,994	10,236
<b>Total</b>	<b>110,962</b>	<b>108,905</b>	<b>106,615</b>	<b>105,670</b>	<b>101,161</b>
<b>Business</b>					
Lower Undergraduate	24,039	24,224	22,402	21,813	20,964
Upper Undergraduate	56,699	59,442	62,426	60,241	64,130
Graduate	5,692	5,369	5,237	5,770	7,595
<b>Total</b>	<b>86,430</b>	<b>89,034</b>	<b>90,064</b>	<b>87,825</b>	<b>92,689</b>
<b>Design</b>					
Lower Undergraduate	19,759	19,554	18,548	19,053	19,224
Upper Undergraduate	19,688	20,295	19,629	20,041	19,922
Graduate	6,557	7,119	7,217	6,711	6,307
<b>Total</b>	<b>46,005</b>	<b>46,969</b>	<b>45,394</b>	<b>45,805</b>	<b>45,453</b>
<b>Engineering</b>					
Lower Undergraduate	45,737	44,501	44,226	40,165	37,580
Upper Undergraduate	69,492	73,603	75,077	72,242	71,888
Professional	18	19	17	12	0
Graduate	21,877	21,977	20,235	17,047	16,701
<b>Total</b>	<b>137,123</b>	<b>140,100</b>	<b>139,555</b>	<b>129,465</b>	<b>126,169</b>
<b>Human Sciences</b>					
Lower Undergraduate	46,540	46,864	43,960	42,911	38,362
Upper Undergraduate	52,821	52,523	51,171	47,263	46,375
Graduate	12,814	11,550	11,639	10,870	10,258
<b>Total</b>	<b>112,175</b>	<b>110,937</b>	<b>106,770</b>	<b>101,044</b>	<b>94,995</b>
<b>Liberal Arts and Sciences</b>					
Lower Undergraduate	321,941	303,622	293,362	270,908	252,366
Upper Undergraduate	131,009	130,374	126,193	123,247	119,951
Professional	5	24	5	19	0
Graduate	22,668	22,181	21,083	20,639	20,258
<b>Total</b>	<b>475,623</b>	<b>456,202</b>	<b>440,643</b>	<b>414,813</b>	<b>392,575</b>
<b>Veterinary Medicine</b>					
Lower Undergraduate	0	0	0	0	0
Upper Undergraduate	504	785	455	699	844
Professional	25,925	26,310	26,813	26,526	27,403
Graduate	660	653	588	635	651
<b>Total</b>	<b>27,088</b>	<b>27,747</b>	<b>27,855</b>	<b>27,859</b>	<b>28,898</b>
<b>Other</b> <sup>4</sup>					
Lower Undergraduate	8,357	7,959	7,857	7,298	6,718
Upper Undergraduate	374	352	286	353	257
Graduate	2	0	0	2	0
<b>Total</b>	<b>8,733</b>	<b>8,311</b>	<b>8,143</b>	<b>7,653</b>	<b>6,975</b>
<b>University Total</b>					
<b>Lower Undergraduate</b>	<b>514,875</b>	<b>494,249</b>	<b>476,343</b>	<b>450,308</b>	<b>420,750</b>
<b>Upper Undergraduate</b>	<b>380,837</b>	<b>386,940</b>	<b>384,386</b>	<b>370,542</b>	<b>368,738</b>
<b>Professional</b>	<b>25,995</b>	<b>26,430</b>	<b>26,881</b>	<b>26,616</b>	<b>27,422</b>
<b>Graduate</b>	<b>82,432</b>	<b>80,586</b>	<b>77,427</b>	<b>72,668</b>	<b>72,005</b>
<b>Total</b>	<b>1,004,139</b>	<b>988,205</b>	<b>965,038</b>	<b>920,134</b>	<b>888,915</b>

<sup>1</sup> SCH are calculated by multiplying the course credit by the number of students enrolled in the course.<sup>2</sup> All SCH are assigned to departments and colleges using course splits designated by teaching departments.<sup>3</sup> Colleges are organized for all years by the college structure existing on June 30, 2020.<sup>4</sup> Includes Library and interdepartmental courses taught by faculty who are not funded in the colleges.

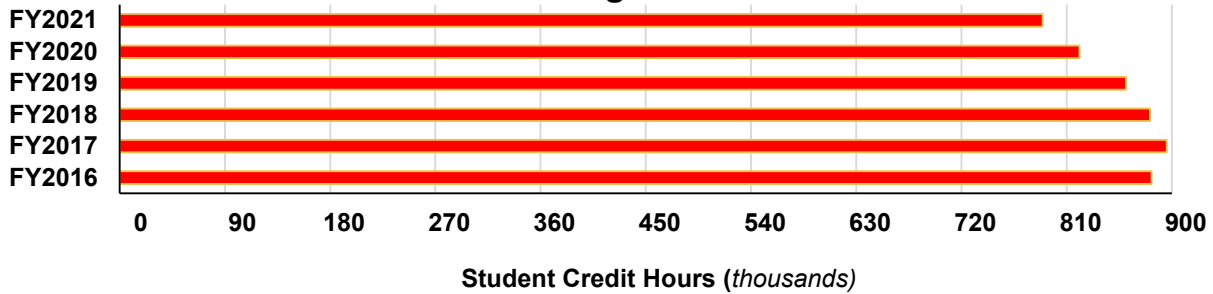
## Student Credit Hours (SCH) by College and Course Level

Fiscal Year, continued

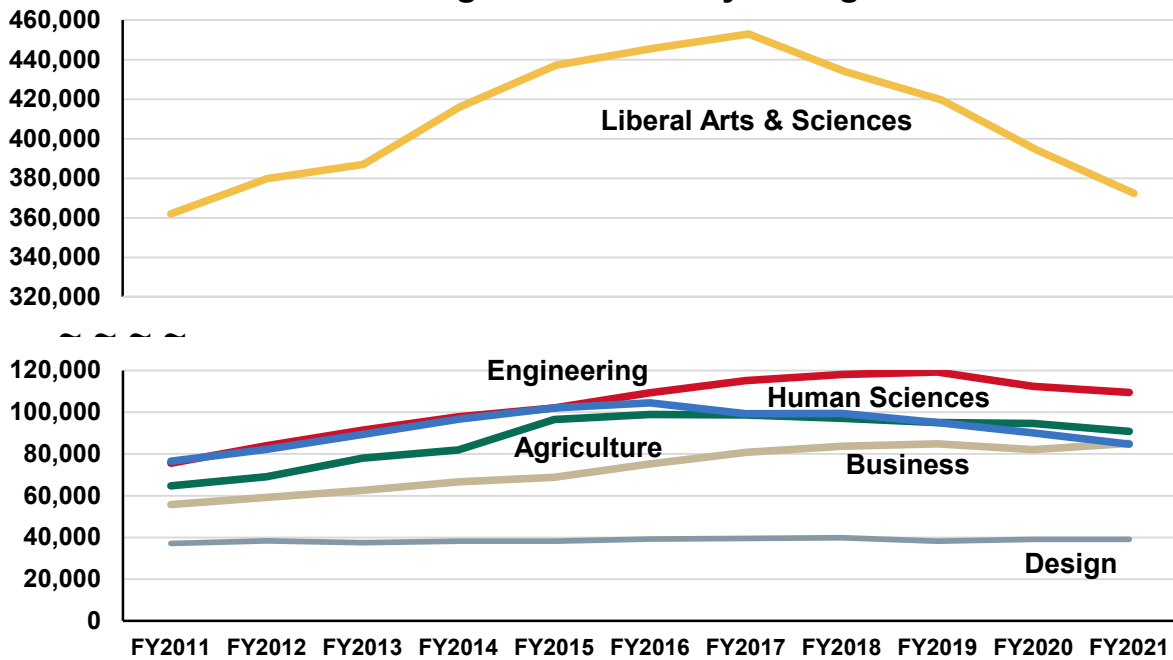
**Total SCH by College  
Fiscal Year 2020-21**



**Total Undergraduate SCH**



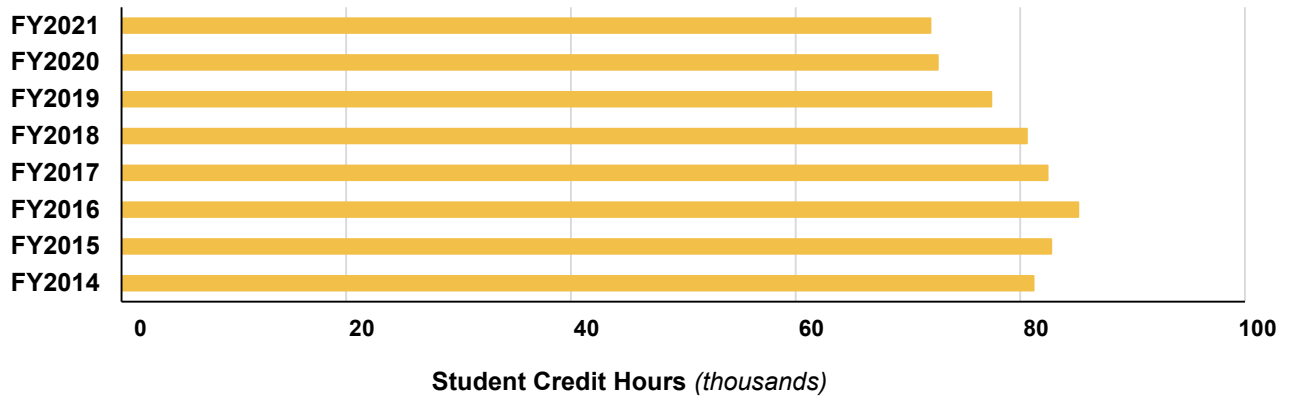
**Undergraduate SCH by College**



## Student Credit Hours (SCH) by College and Course Level

*Fiscal Year, continued*

### Total Graduate SCH



### Graduate SCH by College

