

Student Credit Hours (SCH) by College and Course Level¹

Fiscal Year

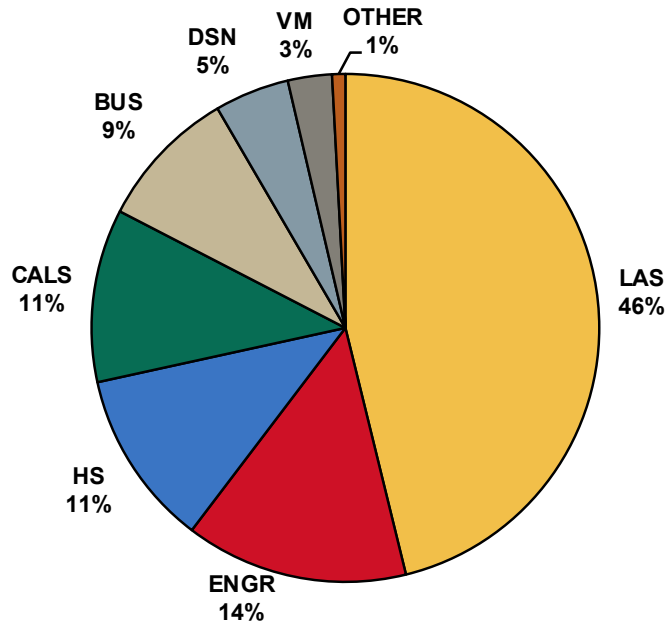
COLLEGE²	2013-2014	2014-2015³	2015-2016³	2016-2017³	2017-2018³
Agriculture and Life Sciences					
Lower Undergraduate	41,482	48,929	50,711	48,501	47,526
Upper Undergraduate	40,526	47,629	48,234	50,250	49,566
Professional		34	53	48	77
Graduate	10,905	12,642	12,696	12,162	11,737
Total	92,913	109,235	111,695	110,962	108,905
Business					
Lower Undergraduate	21,618	21,214	23,688	24,039	24,224
Upper Undergraduate	45,081	47,623	51,618	56,699	59,442
Graduate	4,173	4,905	5,767	5,692	5,369
Total	70,872	73,743	81,074	86,430	89,034
Design					
Lower Undergraduate	19,317	19,525	19,776	19,759	19,554
Upper Undergraduate	18,920	18,725	19,379	19,688	20,295
Graduate	7,204	6,836	6,667	6,557	7,119
Total	45,441	45,086	45,822	46,005	46,969
Engineering					
Lower Undergraduate	39,931	40,899	43,911	45,737	44,501
Upper Undergraduate	57,950	61,215	65,506	69,492	73,603
Professional		13	11	18	19
Graduate	18,520	20,741	22,007	21,877	21,977
Total	116,401	122,869	131,434	137,123	140,100
Human Sciences					
Lower Undergraduate	49,602	50,985	51,286	46,540	46,864
Upper Undergraduate	47,117	51,046	53,240	52,821	52,523
Graduate	14,170	14,907	14,416	12,814	11,550
Total	110,889	116,938	118,942	112,175	110,937
Liberal Arts and Sciences					
Lower Undergraduate	302,558	318,665	320,373	321,941	303,622
Upper Undergraduate	113,461	118,477	125,281	131,009	130,374
Professional		3	23	5	24
Graduate	22,000	22,033	22,910	22,668	22,181
Total	438,019	459,178	468,587	475,623	456,202
Veterinary Medicine					
Lower Undergraduate	0	0	0	0	0
Upper Undergraduate	0	529	872	504	785
Professional	24,304	25,748	25,269	25,925	26,310
Graduate	2,485	684	710	660	653
Total	26,789	26,962	26,851	27,088	27,747
Other⁴					
Lower Undergraduate	15,653	8,282	8,258	8,357	7,959
Upper Undergraduate	3,019	690	415	374	352
Graduate	1,739	2	0	2	0
Total	20,411	8,974	8,673	8,733	8,311
University Total					
Lower Undergraduate	490,161	508,500	518,003	514,875	494,249
Upper Undergraduate	326,074	345,935	364,545	380,837	386,940
Professional	24,304	25,798	25,357	25,995	26,430
Graduate	81,196	82,751	85,173	82,432	80,586
Total	921,735	962,984	993,078	1,004,139	988,205

¹ Student credit hours are calculated by multiplying the course credit by the number of students enrolled in the course.² Colleges are organized for all years by the college structure existing on June 30, 2016.³ Beginning FY2014-2015, all SCH are sourced from the e-Data warehouse and assigned to departments and colleges using course splits designated by teaching departments.⁴ Includes Library and interdepartmental courses taught by faculty not funded in the colleges.

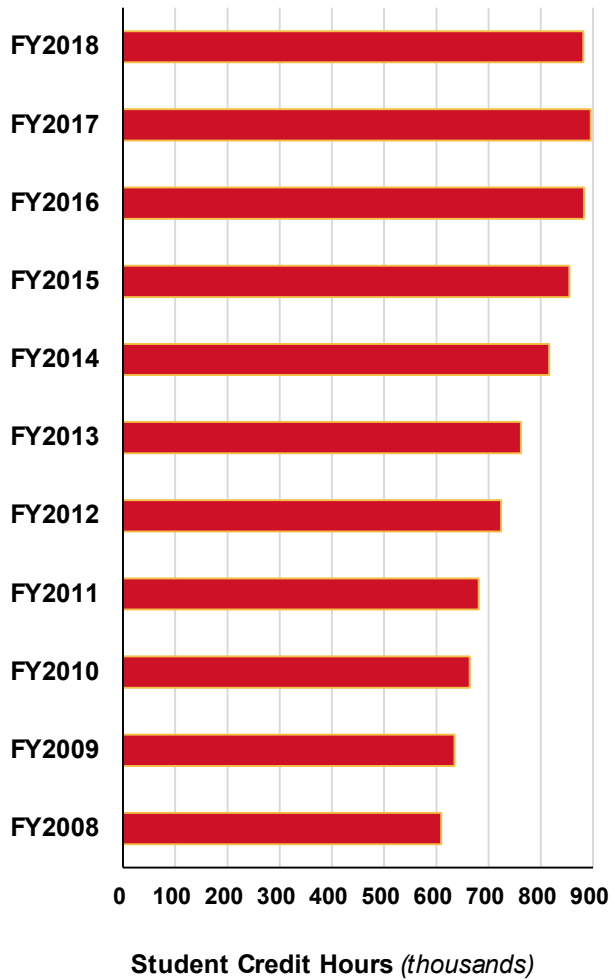
Student Credit Hours (SCH) by College and Course Level¹

Fiscal Year, continued

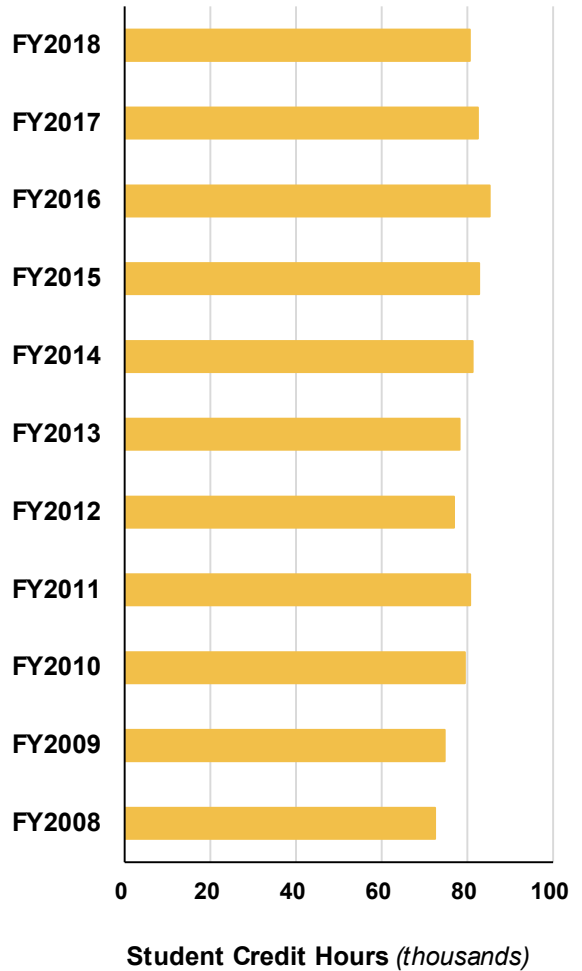
**Total SCH by College
Fiscal Year 2017-2018**



Total Undergraduate SCH



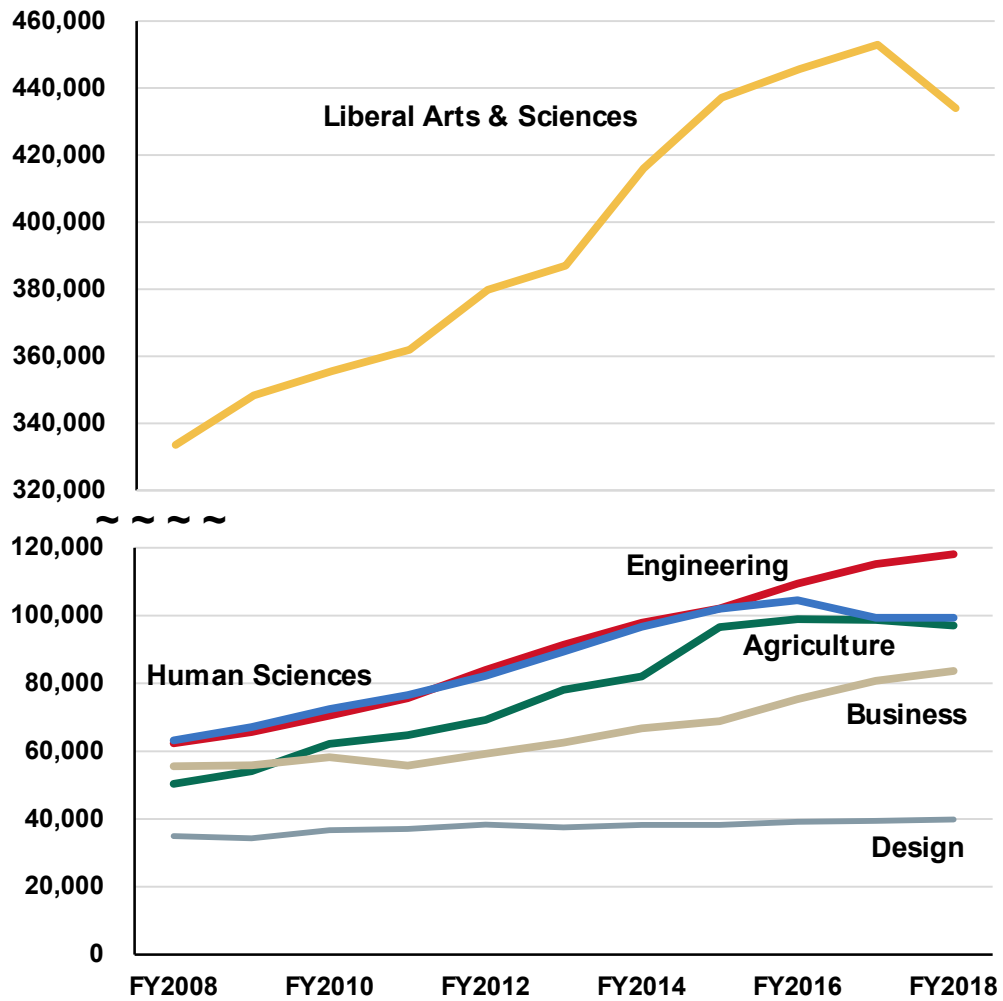
Total Graduate SCH



Student Credit Hours (SCH) by College and Course Level¹

Fiscal Year, continued

Undergraduate SCH by College



Graduate SCH by College

