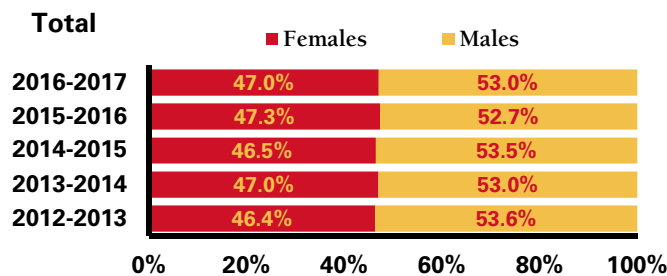
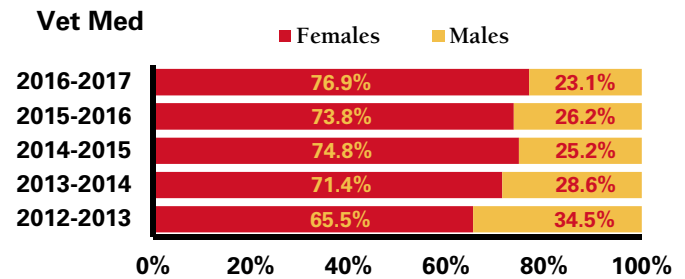
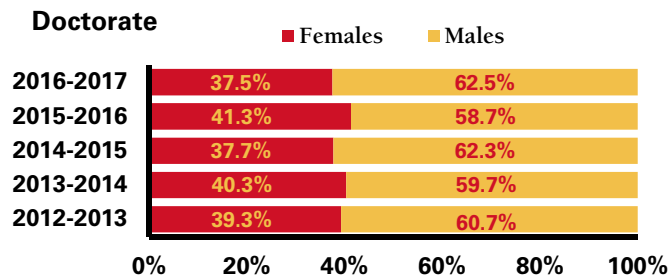
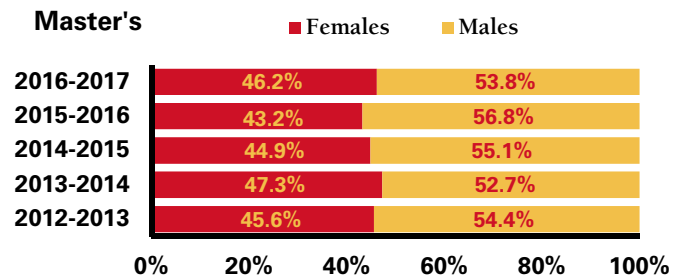
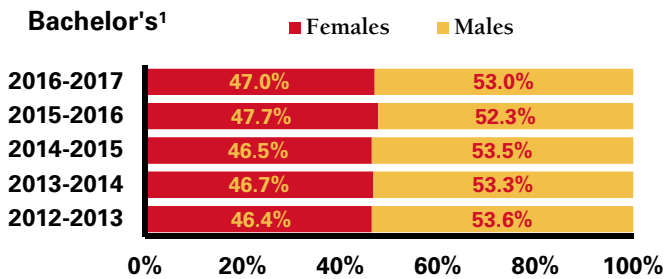


# Degrees Awarded by Gender

	2012-2013	2013-2014	2014-2015	2015-2016	2016-2017
<b>Bachelor's<sup>1</sup></b>	<b>5,047</b>	<b>5,385</b>	<b>5,682</b>	<b>6,053</b>	<b>6,550</b>
Females	2,344	2,517	2,640	2,889	3,081
Percent	46.4%	46.7%	46.5%	47.7%	47.0%
Males	2,703	2,868	3,042	3,164	3,469
<b>Master's</b>	<b>783</b>	<b>837</b>	<b>878</b>	<b>1,027</b>	<b>1,033</b>
Females	357	396	394	444	477
Percent	45.6%	47.3%	44.9%	43.2%	46.2%
Males	426	441	484	583	556
<b>Doctorate</b>	<b>349</b>	<b>347</b>	<b>321</b>	<b>322</b>	<b>352</b>
Females	137	140	121	133	132
Percent	39.3%	40.3%	37.7%	41.3%	37.5%
Males	212	207	200	189	220
<b>Vet Med</b>	<b>142</b>	<b>147</b>	<b>147</b>	<b>141</b>	<b>143</b>
Females	93	105	110	104	110
Percent	65.5%	71.4%	74.8%	73.8%	76.9%
Males	49	42	37	37	33
<b>Total</b>	<b>6,321</b>	<b>6,716</b>	<b>7,028</b>	<b>7,543</b>	<b>8,078</b>
<b>Females</b>	<b>2,931</b>	<b>3,158</b>	<b>3,265</b>	<b>3,570</b>	<b>3,800</b>
<b>Percent</b>	<b>46.4%</b>	<b>47.0%</b>	<b>46.5%</b>	<b>47.3%</b>	<b>47.0%</b>
<b>Males</b>	<b>3,390</b>	<b>3,558</b>	<b>3,763</b>	<b>3,973</b>	<b>4,278</b>



<sup>1</sup> Bachelor's degrees are counted only once for undergraduate students with more than one major.