

Enrollment: Gender by College and Level

Fall 2024 Semester Headcount and Percent Women

College	Undergraduate ¹				Graduate ²				Total ^{1, 2, 3}			
	Men	Women	Total	Percent Women	Men	Women	Total	Percent Women	Men	Women	Total	Percent Women
Agriculture and Life Sciences	1,506	2,153	3,659	58.8%	280	312	592	52.7%	1,786	2,465	4,251	58.0%
Business	3,048	1,674	4,722	35.5%	287	187	474	39.5%	3,335	1,861	5,196	35.8%
Design	700	1,260	1,960	64.3%	59	110	169	65.1%	759	1,370	2,129	64.3%
Engineering	5,687	1,291	6,978	18.5%	862	387	1,249	31.0%	6,549	1,678	8,227	20.4%
Health and Human Sciences	671	2,156	2,827	76.3%	127	320	447	71.6%	798	2,476	3,274	75.6%
Liberal Arts and Sciences	2,425	2,880	5,305	54.3%	628	430	1,058	40.6%	3,053	3,310	6,363	52.0%
Vet Med ³	---	---	---	---	55	75	130	57.7%	55	75	130	57.7%
Visiting Students ⁴	82	95	177	53.7%	11	16	27	59.3%	93	111	204	54.4%
Graduate Undeclared or Non-Degree ⁵	---	---	---	---	10	14	24	58.3%	10	14	24	58.3%
Total	14,119	11,509	25,628	44.9%	2,319	1,851	4,170	44.4%	16,438	13,360	29,798	44.8%

¹ Beginning Fall 2018, Intensive English Orientation Program (IEOP) students are excluded from total enrollment.

² Beginning 2011, Post Docs are excluded in the Graduate or Total sections of this table.

³ Vet Med Professional enrollment is not included in the totals for this table.

⁴ Beginning Fall 2024, Visiting Students are defined as non-degree students attending ISU through exchange programs, high school programs, or community college programs.

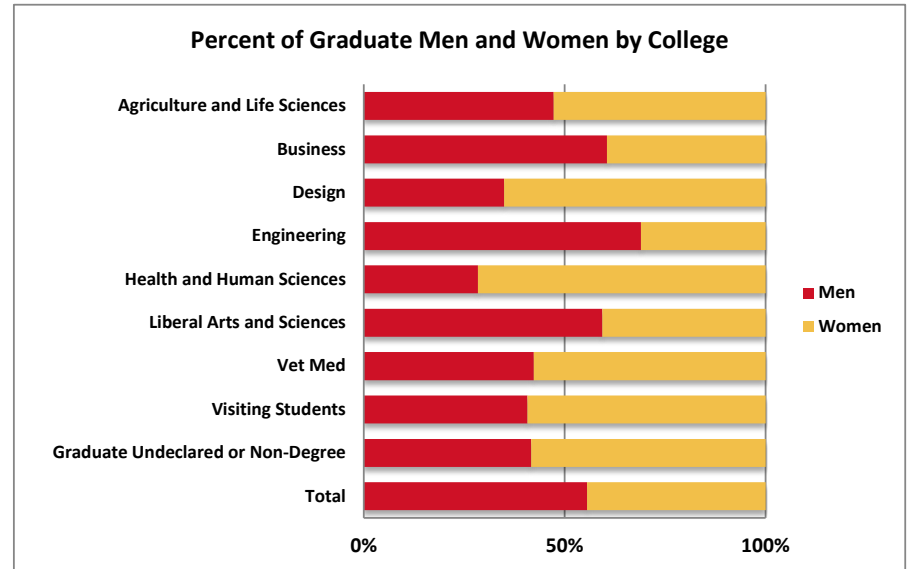
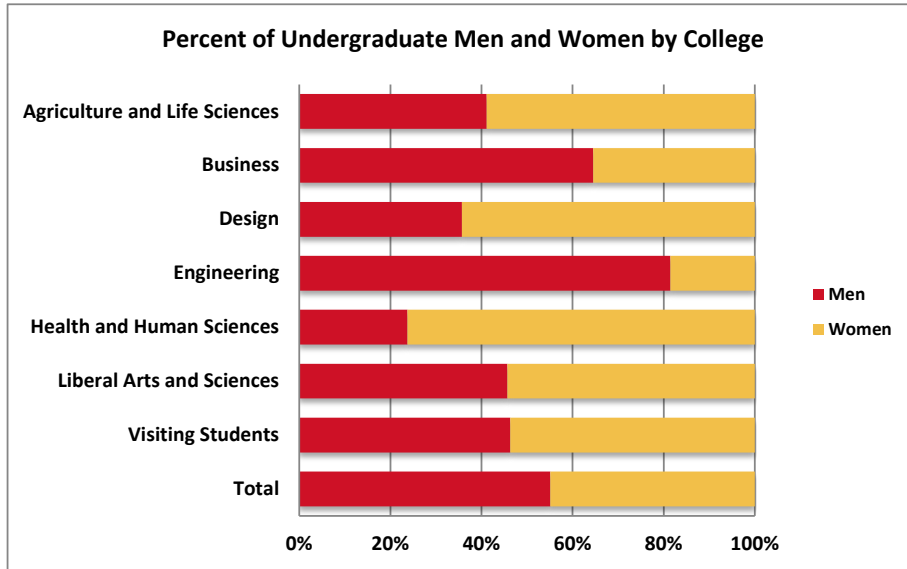
⁵ Beginning Fall 2024, students who were previously counted as interdepartmental are now counted in their colleges.

Office of Institutional Research (Source: Workday)

Last Updated: 10/30/2024

Enrollment: Gender by College and Level

Fall 2024 Semester Headcount and Percent Female

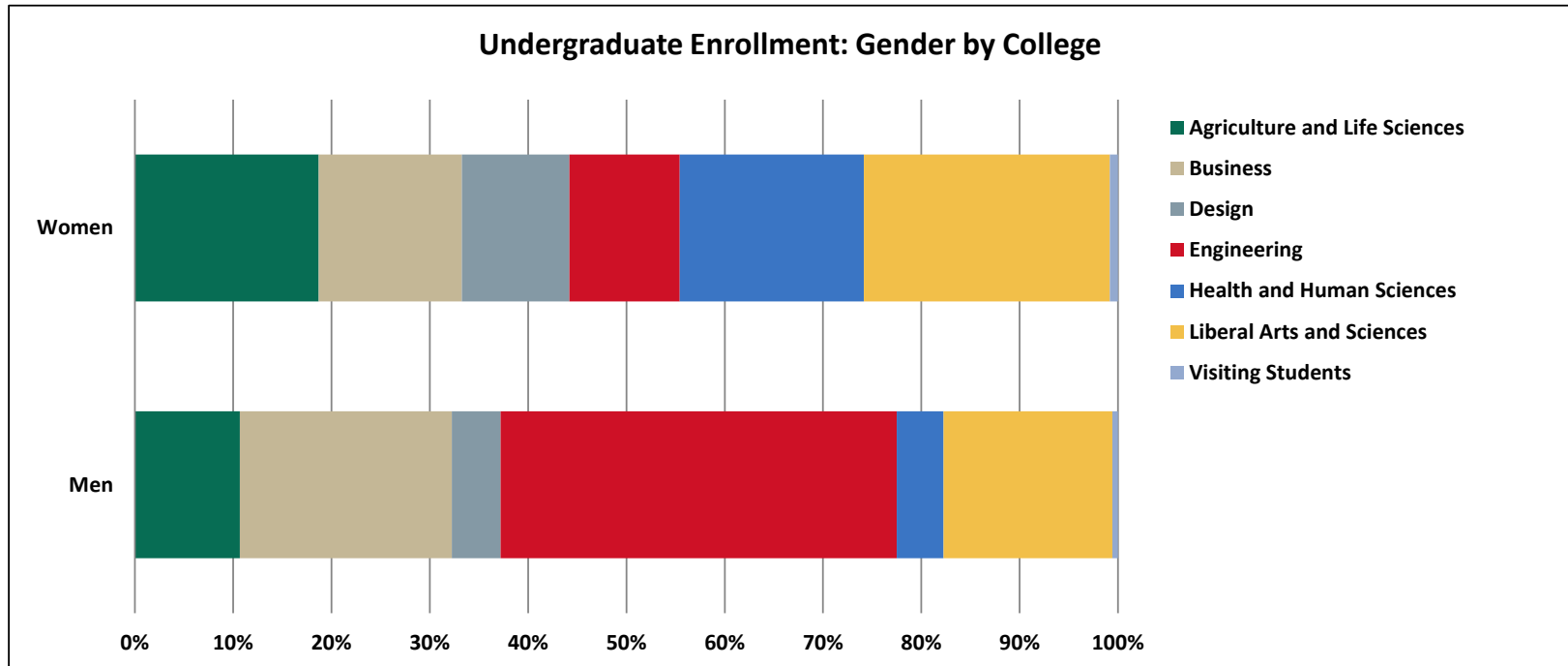


Office of Institutional Research (Source: Workday)

Last Updated: 10/30/2024

Undergraduate Enrollment: Gender by College

Fall 2024 Semester Headcount



Office of Institutional Research (Source: Workday)

Last Updated: 10/30/2024